



Sunday in the park with George

Rental Brochure & Price List

Rev. March 2021

Scenic and Props Packages

Designed by Van Santvoord

Cut Outs:



“Spot” the Boatman’s Dog

30.5” H x 32” W
Oval base: 24” x 16.5”



Monkey

With leather leash
23.5” H x 28.5” W
Oval base: 20” x 9”



“Fifi” the Pug

15” H x 22” W
Oval base: 20” x 9”



Woman Fishing
69.75" H x 20" W
Oval base:
23" x 15.5"

Solider
76.25" H x 20.75"
W
Oval Base:
23.5" x 14"



Sailboat
37.5" H x 21.5" W
Oval Base:
22.25" x 10"



Gallery Painting in White Frame
8' 10" H x 12' 10" W
Mounted and with Frame (Show Ready)



“Bathers at Asnieres” Wagon
Rough Dimensions: 11’W x 4’6.5”L x 9’7”H



Large Front View Scrim Painting
12'10" H x 18'9" W



Reverse Scrim Painting

10' 2"W x 6' 10"H


Show ready



Props:



- Wheel Chair: 36”L x 18”H 37”Overall
 - Roll of Blueprints
 - 2 Red Lesson Books
 - 5 ‘Island of Light’ Programs



Sketch Pad w/ Hat Drawing
Pad: 18”L x 24”W



Paint Stage:

63"W x 30"L x 69"H

Platform: 28.5"W x 35.5"L

Tray includes: Palette, Brushes, Beer Bottle



Dot's Vanity and Stool

Vanity: 30"W x 20"L x 31"H Stool: 16"W x 14"L x 19"H

Vanity Dressing: Mirror, Atomizer, Brush, Flower & Vase, Fan, Small Jewelry Box



Sketches on Canvas

"Spot": 30"W x 20"H

"Fifi": 28"W x 20"H

Prices Information

The prop rental package we ask \$800 for a three-week rental, with additional weeks charged at \$150 for each added rental week.

- ❖ Rentals by piece instead of the entire package is available: Contact us on which item(s) are of interest for individual pricing.
- ❖ Other Props that maybe of interest? We have 10,000 sqft of Props! Feel free to ask

The scenic rental package we ask \$2800 for a three-week rental period, with additional weeks charged at \$800 for each additional week.

Individual Scenic piece pricing (3 week period):

- ❖ Gallery Painting with White Frame = \$700
- ❖ Bathers wagon = \$600
- ❖ Reverse scrim painting = \$550
- ❖ Large Front view scrim = \$950

We require a certificate of insurance be provided covering replacement value of rental equipment as well as liability protection.

Round Trip Shipping is the responsibility of the renter. For a package of this size I expect you'd be looking at freight companies. We always recommend Clark Transport, since they specialize in theatrical package cross country transportation, but there are many transfer companies available for you to explore and work with.

A security deposit of \$500 per rental, fully refundable upon safe undamaged on time return of all rental materials.

Additional Information on scenery

- The reverse scrim painting is packaged for travel in a crate made of ¼" ply and 1x. It is preferred to be standing up. The dimensions of the crate are: 10'-5"l x 7'-1"h x 0'-6 ¾"w. Best guess at weight, 300#
- The Large Front View Scrim painting is crated for travel as well. The approximate crated weight is 500lbs, and the crate is approximately 14'l x 3'-6"w x 1' h. It requires approximately 1-2 hours for reassembly with a crew of 6. It has minor damage in one corner of the scrim that is barely visible from stage.
- The Bathers wagon travels as is without a crate. I can get more specific measurements and a ballpark weight if you need that information.

- Gallery painting in white frame: is also show ready, but requires assembly of approximately 1-2 hours with a crew of 6. The crated weight is approximately 400lbs. and the crate is approximately 11'l x 3'w x 1'h.

Frequently Asked Questions:

Gallery painting with white frame

What is the assembly required with a crew of six? - The frame itself is in 4 pieces plus the drop. The assembly required is inserting 8 Bolts, stapling the painting to the backside, standing the unit up, and flying it. The 6 person crew is to fly it safely (Two holding the piece, one on the fly rail, one spotter, and two at the load rail to adjust weight if necessary. With a trained IATSE or equivalent professional crew, this could probably be reduced to 4.

The crated weight is 400 lbs, do you know the approximate assembled, uncrated weight? [See chart below.](#)

<u>Scenery</u>	<u>Crated Weight Estimate</u>	<u>Finished Scenery Weight</u>	<u>Labor For Assembly</u>	<u>Labor for Ins</u>
Reverse Painted Scrim	400 lbs	80 lbs	4	
Front Painted Scrim	500 lbs	300 lbs	6	
Gallery Painting	400 lbs	200 lbs	6	

What materials are used in this piece? It's a metal frame with wooden painting or lauan with muslin painting? [It is a metal substrate \(1x2\) frame with red-oak cladding, painted directly onto the wood. The painting itself is muslin. It will require stretching and a hot water size after it is hung to look the best.](#) Would two crewmen be able to lift and hang this onto a wagon? [Two strong crewmen could. Aircraft cables are included.](#)

Reverse scrim painting

What is the assembled, uncrated weight? [See chart above](#)

What materials is this made out of? [Pine framing with a painted scrim.](#)

Would two crewmen be able to lift and hang this onto a wagon? [Easily.](#)

Paint Stage

Does this ship in a crate or pre-assembled? [Preassembled – no crate.](#)

Approximate weight and size? [Size: footprint = 63" x 30" x 70" tall; Guessing at weight – 175 pounds. \(2 people can lift this unit\)](#)

Bathers Wagon

Approximate weight and size? [Size assembled is roughly footprint = 11' W x 4'-5" L x 9'-7" tall. It is relatively heavy, but we don't have access to a freight scale for an exact weight. I'll ask the scene shop personnel to give it a heft the next time they are over to storage and give a good guess.](#)

[I see no reason why four techs couldn't pick Bathers wagon up to at least knee height when it's two pieces. When it's assembled as one unit it might be more of a challenge because the weight is lopsided toward the back \(wall\) section of the unit.](#)



The minimum vehicle requirement for transporting the basic package is an enclosed dock height truck with a flat floor at least 18' long and a truck bed height of 50" from ground level. (U-Haul trucks do not fit these requirements and are NOT acceptable.) The equipment will not be loaded onto any vehicle that does not meet these minimum requirements. Prop shop staff will email specific crate dimensions upon request.

It is the responsibility of the rental client to secure appropriate transportation and to keep all prescheduled rental pickup and return appointments. Rentals can be transported utilizing multiple pickup times and trips if so scheduled in advance.

Trucks should be equipped with tie-down straps, ropes, load-bars, pads, etc suitable for securing heavy items. Please note that truck loading and unloading labor is the responsibility of the lessee.

For any questions on shipping requirements, or to schedule pick-up and return of equipment, contact the Skylight Prop Department.

Rental pickup and return appointments are best schedule Monday- Friday between the hours of 8:30am-4:30pm. Appointments outside of those normal business hours are sometimes possible but are an additional fee to cover staff overtime.

Unless otherwise noted on the rental contract, all items are F.O.B. the following address:

437 E. Stewart St.
Milwaukee, WI 53204-1251

From West of Downtown

- I-94 E toward downtown
- Take I-43 S/94 toward BELOIT/CHICAGO/US 41
- Merge onto I-43 S/I-94 E
- Take exit #312B toward BECHER ST/LINCOLN AVE
- Merge onto S 5th ST
- Keep to the LEFT to stay on S 5th ST
- Turn LEFT onto W BECHER ST
- Turn LEFT onto S KINNICKINNIC AVE
- Turn RIGHT onto E STEWART ST
- The building is ¼ mile on the RIGHT

From South of Downtown

- I-94 W (North) toward downtown
- Take exit #312A-312B toward BECHER ST/MITCHELL ST
- Use the RIGHT lane to continue toward W BECHER ST
- Turn RIGHT onto W BECHER ST
- Turn LEFT onto S KINNICKINNIC AVE
- Turn RIGHT onto E STEWART ST
- The building is ¼ mile on the RIGHT

From North of Downtown

- I-43 S toward downtown
- Take exit #312B toward BECHER ST/LINCOLN AVE
- Merge onto S 5th ST
- Keep to the LEFT to stay on S 5th ST
- Turn LEFT onto W BECHER ST
- Turn LEFT onto S KINNICKINNIC AVE
- Turn RIGHT onto E STEWART ST
- The building is ¼ mile on the RIGHT

6. Indemnity

Lessee shall be solely responsible for and shall indemnify, defend and hold harmless Lessor from and against any and all claims, suits, damages or losses, specifically including loss of use of property, and all other liabilities whatsoever, including related expenses and attorney's fees, for or on account of injuries to or death of any person, including but not limited to the property of Lessee, Lessor or Lessee, in any way sustained, directly or indirectly, by reason of or in connection with:

- A. The performance of the work by Lessee, its employees, agents or sub lessees or their employees, including but not limited to the use of any equipment or material furnished by Lessor.
- B. The presence of Lessee, its employees, agents or sub lessees or their employees on the premises of Lessor.

Lessee shall procure and maintain, with respect to the work, such insurance with such companies as shall be satisfactory to Lessor evidenced by Certificates of Insurance to be delivered to Lessor prior to commencement of the rental, stating limits under Lessee's Comprehensive General Liability Insurance of at least:

Single Limit Bodily Injury \$1,000,000.00

Single Limit Property Damage \$1,000,000.00

Equipment Value \$ 75,000.00

7. Insurance

Additional Insurance Documents: As required by Lessor, Lessee shall make Lessor an additional named insured under Lessee's Comprehensive General Liability Insurance Policy applicable to the work by means of an endorsement to the policy signed by the insurer, a signed duplicate of which shall be furnished to Lessor with the required certificates of insurance.